



Driving new value Moving the world





➤ 2016 586.86
 511.12 2015
 12.91%
 5.40 2015 20.27
 73.37% 0.14 2015
 0.74 81.08%

2016
 2016
 " "
 6.7%

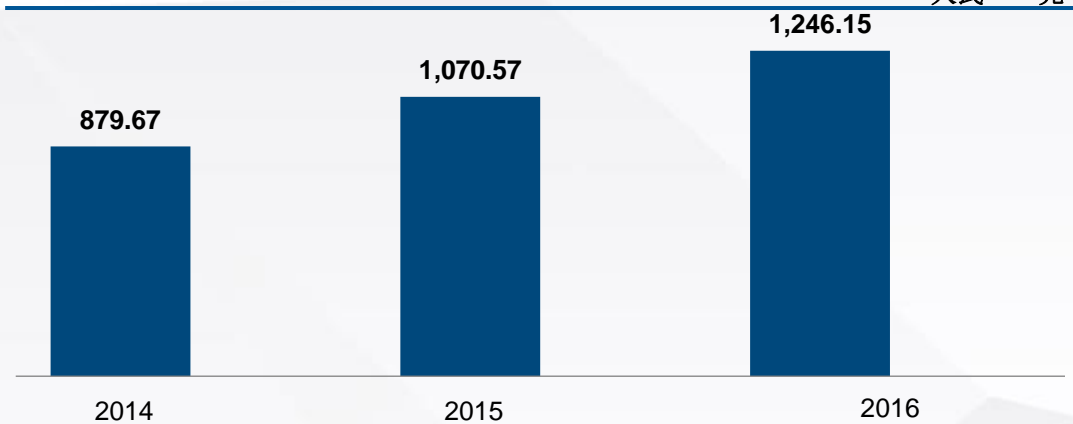
-
 -
 -
 -

	2016	2015	
	51,111,652	58,685,804	(12.91%)
	800,538	3,039,854	(73.67%)
	539,660	2,026,613	(73.37%)
/	0.14	0.74	(81.08%)
	2%	8%	(6%)



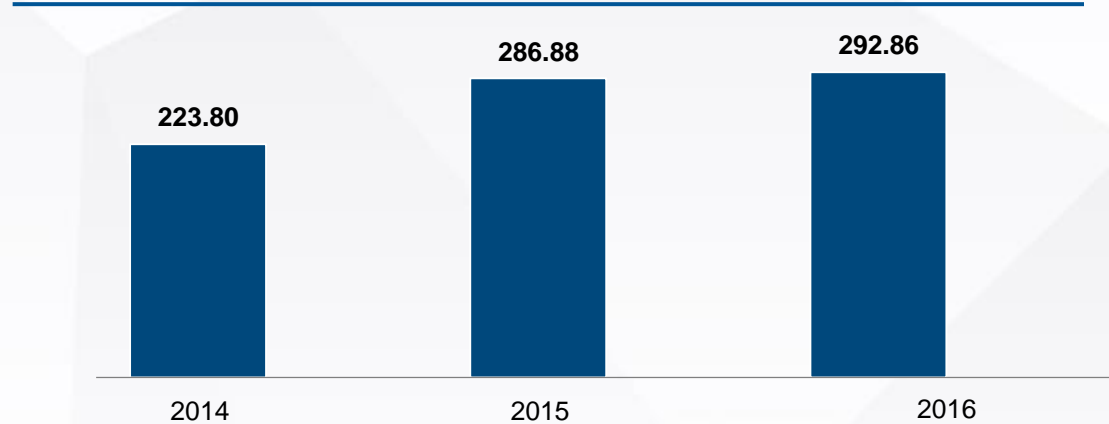


人民 元



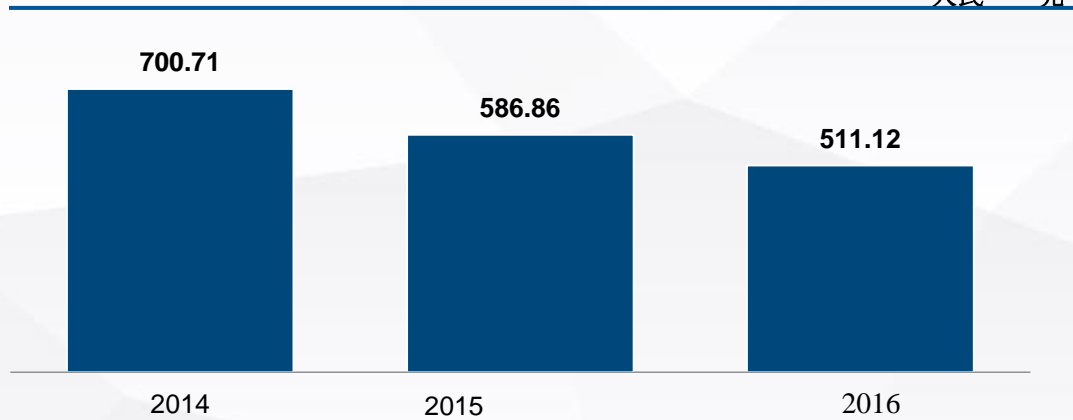
属于母公司股 及其他 益持有者的

人民 元



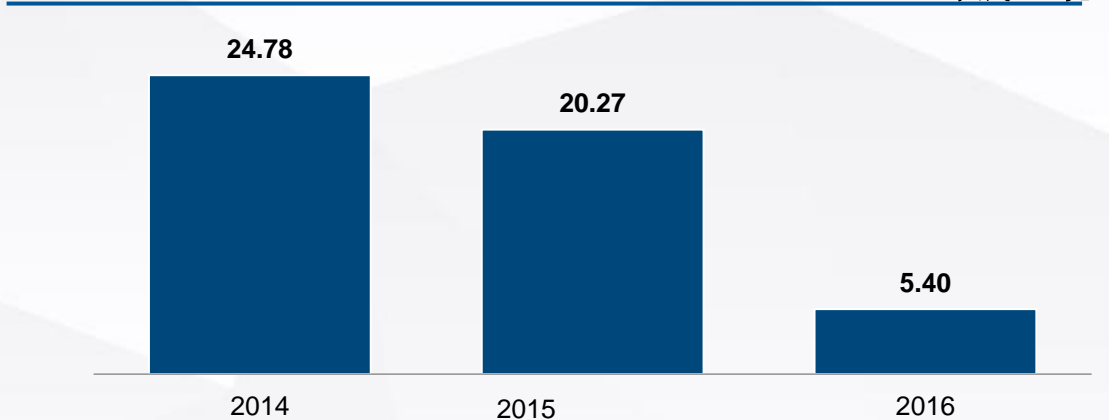
收入

人民 元



属于母公司股 及其他 益持有者的 利

人民 元

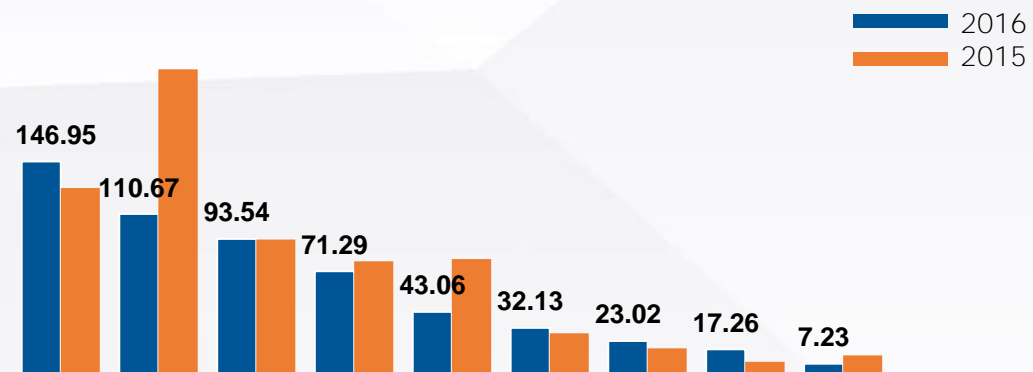




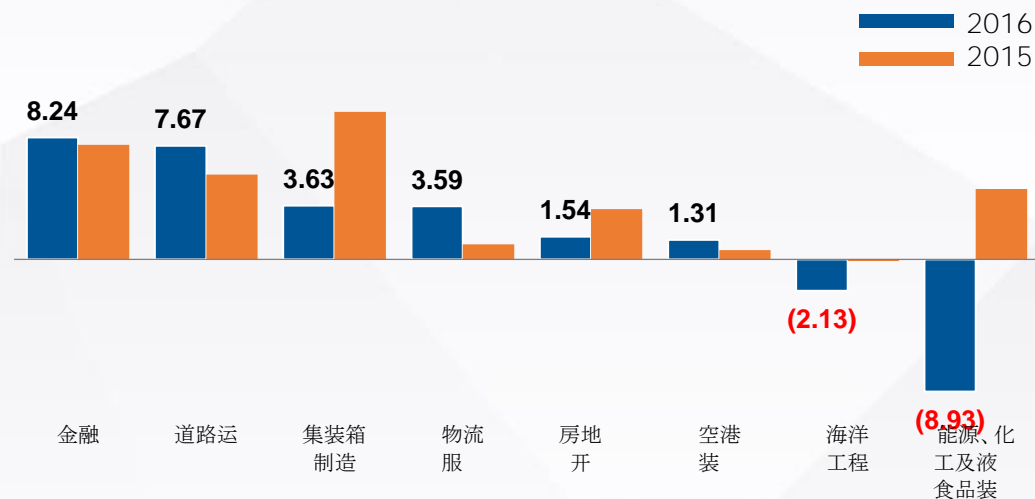
	124,614,748	107,057,065	16.40%
	85,479,956	71,336,150	19.83%
	15,729,787	17,909,024	(12.17%
	27,023,222	23,684,838	14.10%
	29,285,970	28,687,635	2.09%
	39,134,792	35,720,915	9.56%
	68.60%	66.63%	1.97%
	2,341,619	(3,610,223)	164.86%
	(6,854,655)	(12,584,781)	45.53%
	7,511,046	16,505,663	(54.49%)



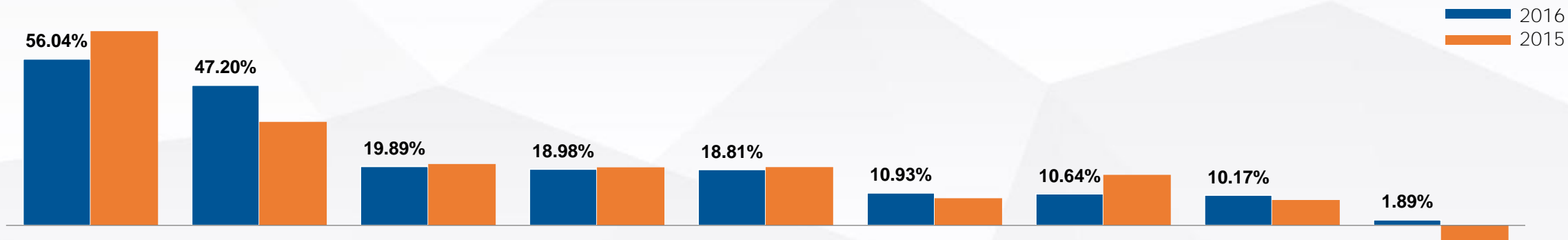
2016年各 板 收入



2016年各 板 利



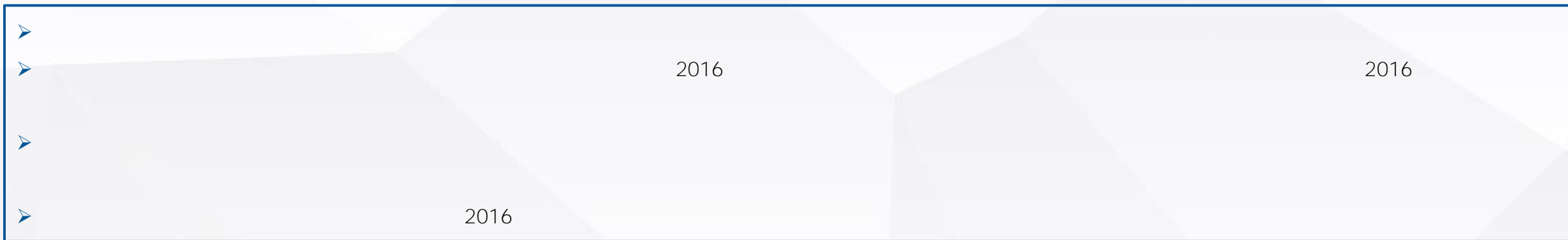
2016年各 板 毛利率



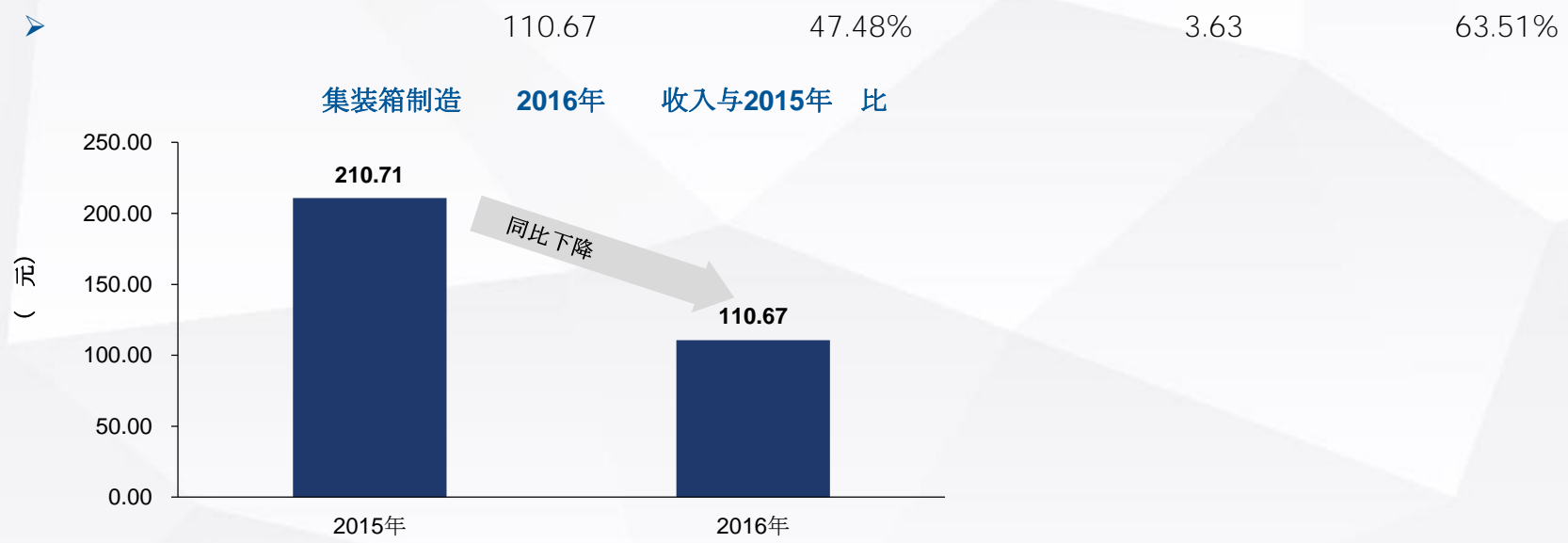




集装箱制造



集装箱制造






✓

✓

✓ 2016 12

290.55



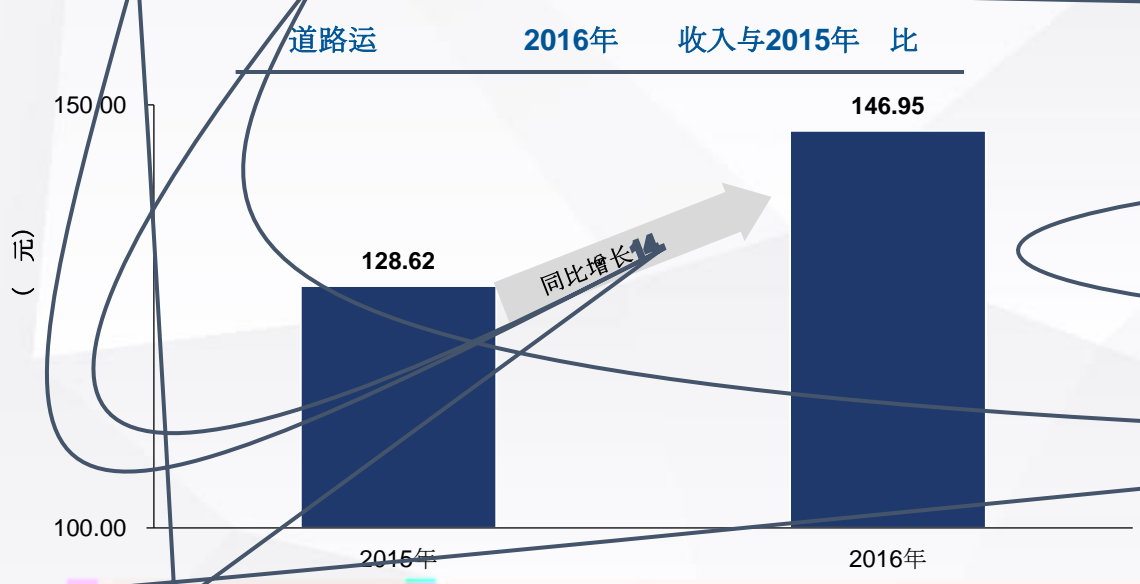
■	CLARKSON	2016	3.2%	2017	4.0%
■	2017	2017	2016		



■ 2016					12.31
	2015	11.39		8.08%	
	146.95	2015	128.62		14.25%
		7.67	2015	5.72	

33.97%

■ 2016





GB1589

2015

90%





➤ 2016



[Redacted Section Header]

- [Redacted]
- CNG
- [Redacted]
- [Redacted]
- 20 LNG
- 40 LNG
- 20 LNG
- [Redacted]
- EPC
- Briggs Group Limited
- " Briggs"

■	2016	"	"
■	2020	10%	2015 5.9%
■	(2016)		
■	2017		



2016

2015

30%

2014



➤ 2016 40

■
➤ 2016 3 " 162" 4

ABS 7 H270 GM4D 1# 12

" 1 "

➤ 2017

■
➤ 2016 12 CIMC Offshore

■
➤ BT300/350/450 FPSO

➤ 2016 6 "

OŽ

2016



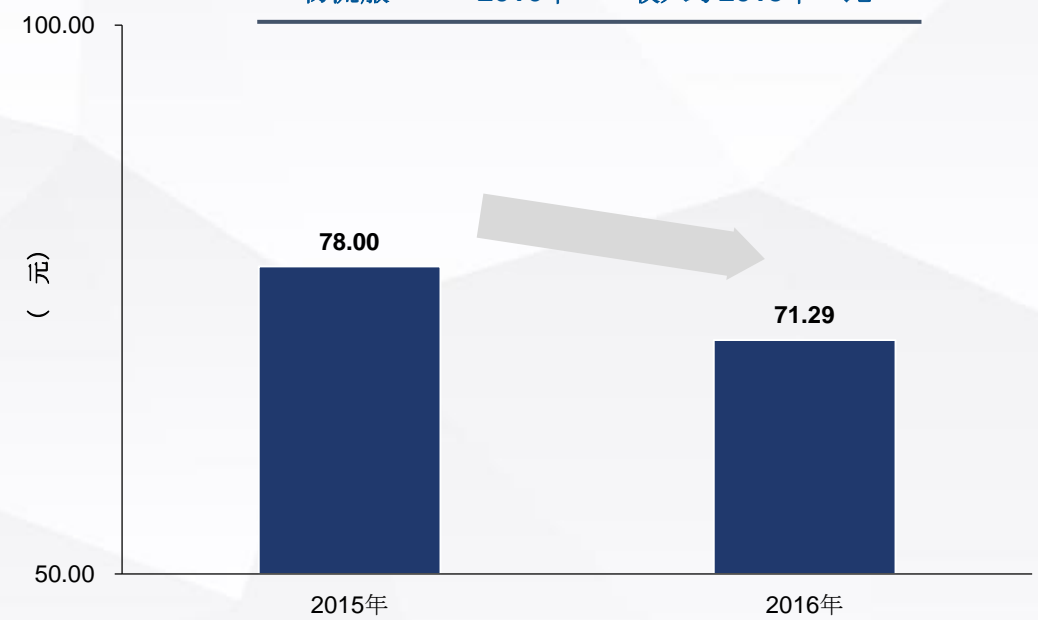
[Redacted]

- ✓ 2016
- ✓ " " " " "
- ✓ " + " " "

[Redacted]

- 2016 71.29
- 8.60% 3.59 255.93%
-

物流服 2016年 收入与2015年 比





[Redacted]

- ▶
- ✓ " "
- ✓
- ▶
- ✓ " " " "
- " " " " " "
- ✓ 2016 " - - / " + " - - "
- BX1K
- ▶
- ✓ " "
- IBC
- ▶
- ✓ LNG " + + "

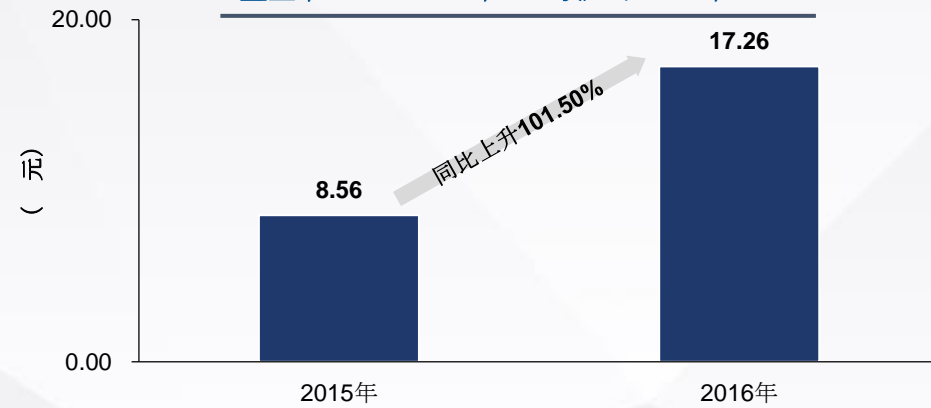
[Redacted]

- 2017
-
-



GB158% tU! €d %

重型卡 2016年 收入与2015年 比



17.26 6,028 N3 (12) 5,108 22%

101.50% 82%



2017

-
-
-
-



- 2017
-
-

700

2016

-
-

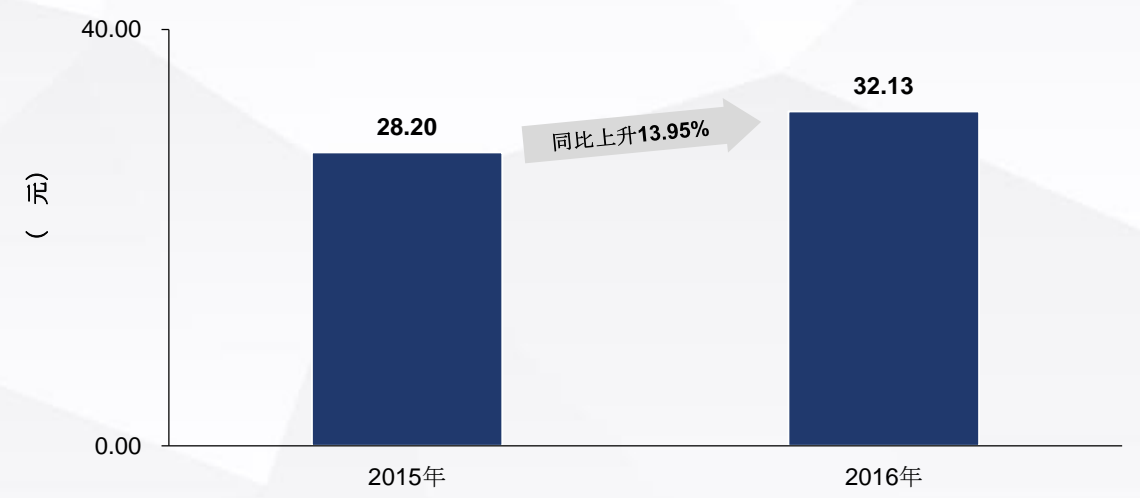
1.31

32.13
110.22%

13.95%

2016

空港装 2016年 收入与2015年 比



(元)

40.00
0.00

2015年

2016年

同比上升13.95%



■ 2016

■

■

■

■

■

■

44.03%

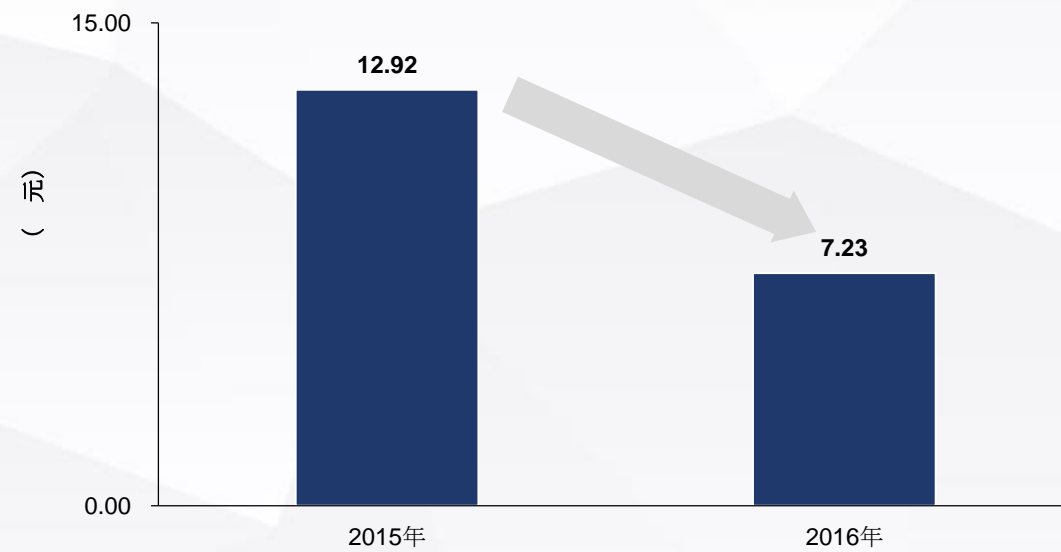
9.2 m²

7.23

1.54

54.74%

房地 2016年 收入与2015年 比





■ 2017

2017

■





8.24

23.02
6.46%

28.49%



[Redacted]

[Redacted]



+ " + + "



-

— Newcastle



-

-



-

-



-

-


-

"

"







✓ 2017

✓

E331

"

"

■ 2017

✓

✓

✓

HSE



■ 2017

"

"

✓

✓

"

"

✓

✓

✓






■ 2017

- ✓
- ✓
- ✓
- ✓

- ✓
- ✓
- ✓

✓ 2017

✓



✓ 2017

✓ 2017

